

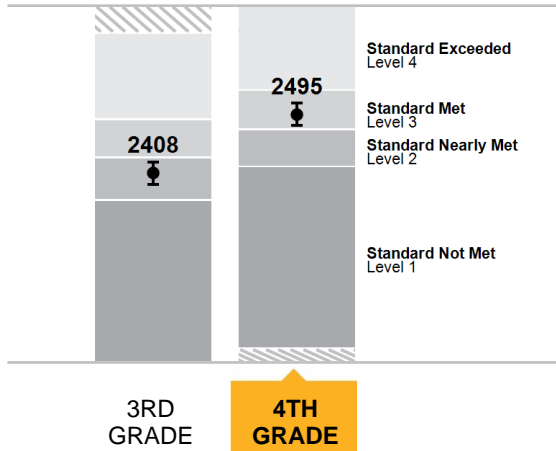


Sophia's Results on California's Assessments

**ENGLISH LANGUAGE ARTS/LITERACY (ELA)**

Sophia's overall score for 2016 is:  
**2495 | Standard Met (Level 3)**

**Overall Progress:** Sophia has made progress and met the grade 4 standard for ELA. She appears ready for future coursework.



☐ This area is outside the score range for that grade

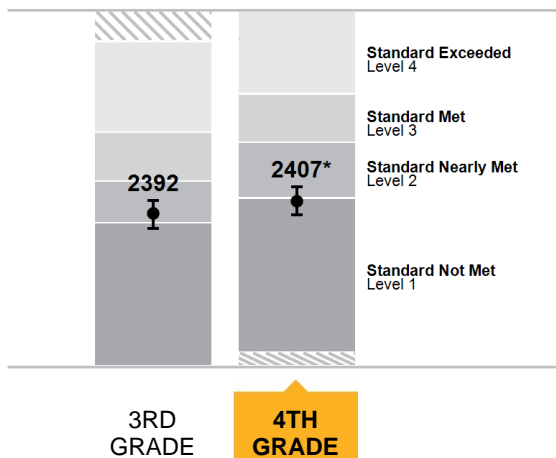
AREA	Below Standard	Near Standard	Above Standard
<b>Reading</b> <i>How well does your child understand stories and information that he or she reads?</i>			✓
<b>Writing</b> <i>How well does your child communicate in writing?</i>		✓	
<b>Listening</b> <i>How well does your child understand spoken information?</i>		✓	
<b>Research/Inquiry</b> <i>How well can your child find and present information about a topic?</i>	✓		

**MATHEMATICS**

Sophia's overall score for 2016 is:  
**2407\* | Standard Not Met (Level 1)**

**Overall Progress:** Sophia did not meet the grade 4 standard for mathematics needed for likely success in future coursework. Please discuss with her teacher(s) ways to help her improve.

\*Sophia's scores should be used with caution as the test was administered under conditions that may not represent her achievement.



☐ This area is outside the score range for that grade

AREA	Below Standard	Near Standard	Above Standard
<b>Concepts &amp; Procedures</b> <i>How well does your child use mathematical rules and ideas?</i>	✓		
<b>Problem Solving and Modeling &amp; Data Analysis</b> <i>How well can your child show and apply their problem solving skills?</i>	✓		
<b>Communicating Reasoning</b> <i>How well can your child think logically and express their thoughts in order to a solve problem?</i>	✓		

☐ The bar around the score shows the degree to which your child's score might have been slightly higher or slightly lower.

To learn more about your child's score and performance, please visit <http://www.testscoreguide.org/ca/>.

# Your Guide to Sophia's California Assessment of Student Performance and Progress (CAASPP) Score Report

CALIFORNIA DEPARTMENT OF EDUCATION (CDE)

Local ID #: 999999999  
 Student ID #: 999999999 Date of Birth: 04/01/2006  
 Grade: 4 Test Date: Spring 2016

FOR THE PARENT/GUARDIAN OF:  
**Sophia S Jackson**  
 1234 MAIN ST  
 YOUR CITY, CA 12345

School: California Elementary School  
 LEA: California Unified

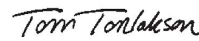
Dear Parent/Guardian of Sophia Jackson:

This report shows how Sophia scored on the California Assessment of Student Performance and Progress (CAASPP) tests for English language arts/literacy and mathematics. These tests are based on California's rigorous academic standards, which are designed to help every student graduate ready for college and a 21st-century career.

If Sophia took these tests in the third grade, this report also shows her scores from last year. You can compare this year's scores and last year's scores as one measure of her progress. Please keep in mind that as Sophia advances to the next grade, the standards are higher.

While tests are just one way to measure Sophia's progress, the results can help teachers and the school focus on areas in which students need more help. I encourage you to be involved in your child's learning and discuss these results with Sophia's teacher(s).

Sincerely,



Tom Torlakson,  
 State Superintendent of Public Instruction



## Statewide Assessments: One Measure of Sophia's Progress

These results are **one** measure of Sophia's academic performance and provide limited information. Like any important measure of your child's performance, they should be viewed with other available information—such as classroom tests, assignments, and grades—and they can be used to help inform a conversation with Sophia's teacher about how to progress in English language arts/literacy (ELA) and mathematics.

### What is CAASPP?

The CAASPP ELA and mathematics tests reflect California's state-adopted standards, which will help prepare students for college and a career in the 21st-century job market. These tests contain a wider variety of questions than traditional multiple-choice tests and include tasks that require students to explain how they solve problems. The tests allow students to demonstrate analytical writing, critical thinking, and problem solving skills along with their knowledge of facts in ELA and mathematics. California may also develop new assessments in other subjects, including, but not limited to, science, history, and social science, which will be aligned to state-adopted content standards. To learn more about these tests, visit the CDE CAASPP System Web page at <http://www.cde.ca.gov/ta/tg/ca/>.

### What do my child's score's mean?

There are four levels of scores for ELA and mathematics for 4th grade:

	Standard Not Met Level 1	Standard Nearly Met Level 2	Standard Met Level 3	Standard Exceeded Level 4
ENGLISH LANGUAGE ARTS/LITERACY (ELA)	2131-2415	2416-2472	2473-2532	2533-2663
MATHEMATICS	2204-2410	2411-2484	2485-2548	2549-2659

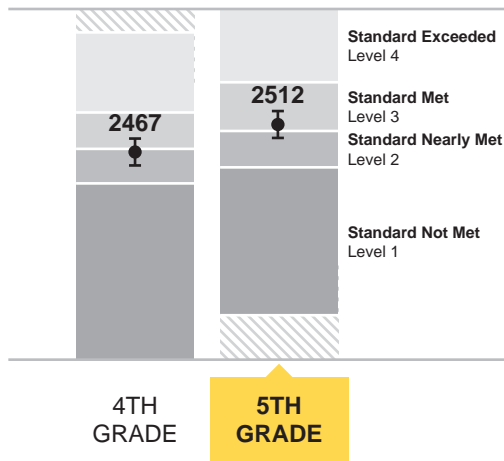
Score ranges for each level are different for each grade, and the standards for the next grade are higher than for the previous grade. As a result, students may need a higher overall score to remain in the same achievement level as the previous year. To understand your child's overall performance, consider both the score and the achievement level. If your child took the ELA and mathematics tests in the last year, you can see on the front of this report how your child's score and achievement level for 2016 compares to the previous grade. Visit the CDE CAASPP System Web page under the Students and Parents Tab at <http://www.cde.ca.gov/ta/tg/ca/> for more information and resources intended for parents about the CAASPP System, including a one-page flyer highlighting the information found on the Student Score Report and a *Parent Guide to the Smarter Balanced Summative Assessments*.


Matthew's Results on California's Assessments

ENGLISH LANGUAGE ARTS/LITERACY

Matthew's overall score for 2016 is:  
**2512 | Standard Met (Level 3)**

**Overall Progress:** Matthew has made progress and met the grade 5 standard for English language arts/literacy. He appears ready for future coursework.



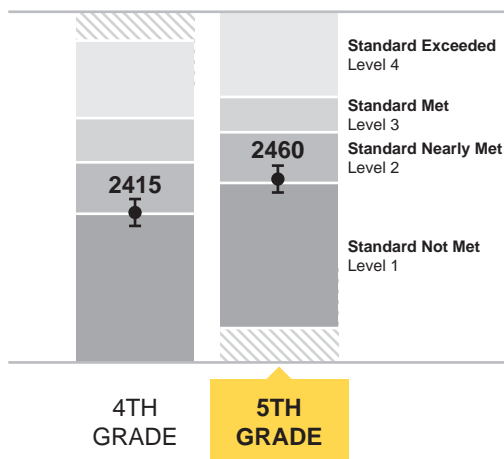
 This area is outside the score range for that grade


AREA	Below Standard	Near Standard	Above Standard
<b>Reading</b> <i>How well does your child understand stories and information that he or she reads?</i>			✓
<b>Writing</b> <i>How well does your child communicate in writing?</i>		✓	
<b>Listening</b> <i>How well does your child understand spoken information?</i>		✓	
<b>Research/Inquiry</b> <i>How well can your child find and present information about a topic?</i>	✓		

MATHEMATICS


Matthew's overall score for 2016 is:  
**2460 | Standard Nearly Met (Level 2)**

**Overall Progress:** Matthew nearly met the grade 5 standard for mathematics needed for likely success in future coursework. Please discuss with his teacher(s) ways to help him improve.



 This area is outside the score range for that grade

AREA	Below Standard	Near Standard	Above Standard
<b>Concepts &amp; Procedures</b> <i>How well does your child use mathematical rules and ideas?</i>	✓		
<b>Problem Solving and Modeling &amp; Data Analysis</b> <i>How well can your child show and apply their problem solving skills?</i>	✓		
<b>Communicating Reasoning</b> <i>How well can your child think logically and express their thoughts in order to solve a problem?</i>	✓		

 The bar around the score shows the degree to which your child's score might have been slightly higher or slightly lower.

To learn more about your child's score and performance, please visit <http://www.testscoreguide.org/cal/>.

# Your Guide to Matthew's California Assessment of Student Performance and Progress (CAASPP) Score Report

CALIFORNIA DEPARTMENT OF EDUCATION (CDE)

LOCAL ID #: 999999999  
 STUDENT #: 999999999 DATE OF BIRTH: 04/01/2005  
 GRADE: 5 TEST DATE: Spring 2016



FOR THE PARENT/GUARDIAN OF:  
**MATTHEW MARTIN**  
 1234 MAIN STREET  
 YOUR CITY, CA 12345

SCHOOL: California Elementary School  
 LEA: California Unified

Dear Parent/Guardian of Matthew Martin:

This report shows how Matthew scored on the California Assessment of Student Performance and Progress (CAASPP) tests for English language arts/literacy and mathematics. These tests are based on California's rigorous academic standards, which are designed to help every student graduate ready for college and a 21st-century career.

If Matthew took these tests in the fourth grade, this report also shows his scores from last year. You can compare this year's scores and last year's scores as one measure of his progress. Please keep in mind that as Matthew advances to the next grade, the standards are higher. As a fifth-grader, Matthew also took a science test. His results on California's science assessment can be found on the bottom of this report.

While tests are just one way to measure Matthew's progress, the results can help teachers and the school focus on areas in which students need more help. I encourage you to be involved in your child's learning and discuss these results with Matthew's teacher(s).

Sincerely,

Tom Torlakson  
 State Superintendent of Public Instruction



## Statewide Assessments: One Measure of Matthew's Progress

These results are **one** measure of Matthew's academic performance and provide limited information. Like any important measure of your child's performance, they should be viewed with other available information—such as classroom tests, assignments, and grades—and they can be used to help inform a conversation with Matthew's teacher about how to progress in English language arts/literacy (ELA) and mathematics.

### What is CAASPP?

The CAASPP ELA and mathematics tests reflect California's state-adopted standards, which will help prepare students for college and a career in the 21st-century job market. These tests contain a wider variety of questions than traditional multiple-choice tests and include tasks that require students to explain how they solve problems. The tests allow students to demonstrate analytical writing, critical thinking, and problem solving skills along with their knowledge of facts in ELA and mathematics. California may also develop new assessments in other subjects, including, but not limited to, science, history, and social science which will be aligned to state-adopted content standards. To learn more about these tests, visit the CDE CAASPP System Web page at <http://www.cde.ca.gov/ta/tg/cal/>.

### What do my child's scores mean?

There are four levels of scores for ELA and mathematics for 5th grade:

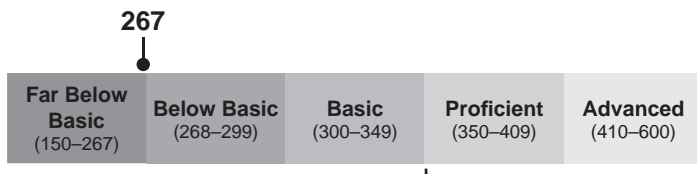
	Standard Not Met Level 1	Standard Nearly Met Level 2	Standard Met Level 3	Standard Exceeded Level 4
ENGLISH LANGUAGE ARTS/LITERACY	2201–2441	2442–2501	2502–2581	2582–2701
MATHEMATICS	2219–2454	2455–2527	2528–2578	2579–2700

Score ranges for each level are different for each grade, and the standards for the next grade are higher than for the previous grade. As a result, students may need a higher overall score to remain in the same achievement level as the previous year. To understand your child's overall performance, consider both the score and the achievement level. If your child took the ELA and mathematics tests in the last year, you can see on the front of this report how your child's score and achievement level for 2016 compares to the previous grade. Visit the CDE CAASPP System Web page, under the Students and Parents tab at <http://www.cde.ca.gov/ta/tg/cal/> for more information and resources intended for parents about the CAASPP System, including a one-page flyer highlighting the information found on the Student Score Report and a *Parent Guide to the Smarter Balanced Summative Assessments*.

## Matthew's Results on the California Standards Test for Grade 5 Science

### SCIENCE

Matthew's score is **267** — Far Below Basic



State target for all students

Matthew's score of 267 is in the Far Below Basic level on the California Standards Test for science.

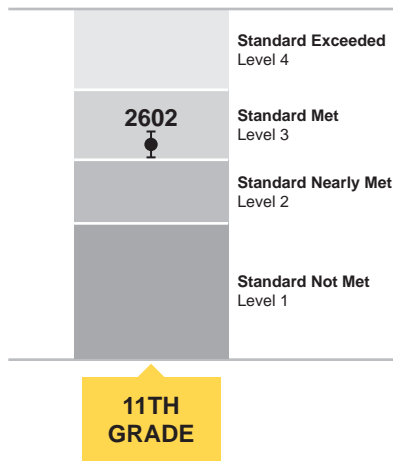
California is transitioning to recently adopted Science Standards. To meet federal test requirements, California administered science assessments to all students in grades 5, 8, and 10; these tests are not aligned with California's new standards. As part of California's transition to these new standards, tests aligned to the new standards are under development.

**Bella's Results on California's Assessments**

**ENGLISH LANGUAGE ARTS/LITERACY**

Bella's overall score for 2016 is:  
**2602 | Standard Met (Level 3)**

**Early Assessment Program (EAP) College Readiness\*:**  
Conditionally Ready for college-level coursework



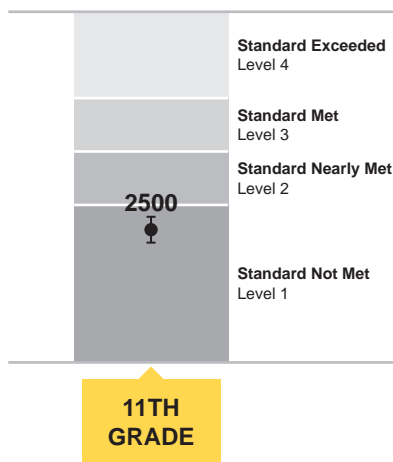
**Overall Progress:** Bella met the grade 11 standard for English language arts/literacy and appears ready for future coursework.

AREA	Below Standard	Near Standard	Above Standard
<b>Reading</b> <i>How well does your child understand stories and information that he or she reads?</i>			✓
<b>Writing</b> <i>How well does your child communicate in writing?</i>		✓	
<b>Listening</b> <i>How well does your child understand spoken information?</i>		✓	
<b>Research/Inquiry</b> <i>How well can your child find and present information about a topic?</i>	✓		

**MATHEMATICS**

Bella's overall score for 2016 is:  
**2500 | Standard Not Met (Level 1)**

**Early Assessment Program (EAP) College Readiness\*:**  
Not demonstrating readiness for college-level coursework



**Overall Progress:** Bella did not meet the grade 11 standard for mathematics and did not demonstrate readiness for future coursework. Please discuss with her teacher(s) steps to help her improve.

AREA	Below Standard	Near Standard	Above Standard
<b>Concepts &amp; Procedures</b> <i>How well does your child use mathematical rules and ideas?</i>		✓	
<b>Problem Solving and Modeling &amp; Data Analysis</b> <i>How well can your child show and apply their problem solving skills?</i>		✓	
<b>Communicating Reasoning</b> <i>How well can your child think logically and express their thoughts in order to solve a problem?</i>		✓	

⚙ The bar around the score shows the degree to which your child's score might have been slightly higher or slightly lower.

\* EAP status is provided as an indication of college readiness for all grade 11 students. CAASPP/EAP results are shared with the California State University (CSU) and participating California Community Colleges (CCCs), if the student authorized that release during the time of testing.

To learn more about your child's score and performance, please visit <http://www.testscoreguide.org/ca/>.

# Your Guide to Bella's California Assessment of Student Performance and Progress (CAASPP) Score Report

CALIFORNIA DEPARTMENT OF EDUCATION (CDE)

LOCAL ID #: 999999999  
 STUDENT #: 999999999 DATE OF BIRTH: 04/01/1999  
 GRADE: 11 TEST DATE: Spring 2016



FOR THE PARENT/GUARDIAN OF:  
**BELLA MITCHELL**  
 1234 MAIN STREET  
 YOUR CITY, CA 12345

SCHOOL: California High School  
 LEA: California Unified

Dear Parent/Guardian of Bella Mitchell:

This report shows how Bella scored on the California Assessment of Student Performance and Progress (CAASPP) tests for English language arts/literacy and mathematics.

These online assessments were new this year for Bella as an eleventh-grade student. These tests are based on California's rigorous academic standards, which are designed to help every student graduate ready for college and a 21st-century career. Bella's scores provide an indication of her readiness for college-level work after graduation. Please see the Early Assessment Program portion of this report for information about steps Bella can take in twelfth grade to be ready for college.

While tests are just one way to measure Bella's progress, the results can help teachers and the school focus on areas in which students need more help. I encourage you to be involved in your child's learning and discuss these results with Bella's teacher(s).

Sincerely,

Tom Torlakson  
 State Superintendent of Public Instruction



## Statewide Assessments: One Measure of Bella's Progress

These results are **one** measure of Bella's academic performance and provide limited information. Like any important measure of your child's performance, they should be viewed with other available information—such as classroom tests, assignments, and grades—and they can be used to help inform a conversation with Bella's teacher about how to progress in English language arts/literacy (ELA) and mathematics.

### What is CAASPP?

The CAASPP ELA and mathematics tests reflect California's state-adopted standards, which will help prepare students for college and a career in the 21st-century job market. These tests contain a wider variety of questions than traditional multiple-choice tests and include tasks that require students to explain how they solve problems. The tests allow students to demonstrate analytical writing, critical thinking, and problem solving skills along with their knowledge of facts in ELA and mathematics. California may also develop new assessments in other subjects, including, but not limited to, science, history, and social science which will be aligned to state-adopted content standards. To learn more about these tests, visit the CDE CAASPP System Web page at <http://www.cde.ca.gov/ta/tg/ca/>.

By participating in CAASPP, grade 11 students also receive information about their readiness for college-level courses after graduating from high school. Each CAASPP achievement level corresponds to a different level of college readiness under the Early Assessment Program (EAP). Students who are conditionally ready or not yet ready for college coursework are encouraged to further develop their skills during their senior year. Please see the Grade 11 — EAP Status section below for more information.

### What do my child's scores mean?

There are four levels of scores for ELA and mathematics for 11th grade:

	Standard Not Met Level 1	Standard Nearly Met Level 2	Standard Met Level 3	Standard Exceeded Level 4
ENGLISH LANGUAGE ARTS/LITERACY	2299–2492	2493–2582	2583–2681	2682–2795
MATHEMATICS	2280–2542	2543–2627	2628–2717	2718–2862

Score ranges and standards for each grade are different. To understand your child's overall performance, consider both the score and the achievement level. Visit the CDE CAASPP System Web page under the Students and Parents tab at <http://www.cde.ca.gov/ta/tg/ca/> for more information and resources intended for parents about the CAASPP System, including a one-page flyer highlighting the information found on the Student Score Report and a *Parent Guide to the Smarter Balanced Summative Assessments*.

## Grade 11 — Early Assessment Program (EAP) Status

The California State University (CSU) and participating California Community Colleges (CCCs) will use the ELA and mathematics assessments of the CAASPP System to determine Bella's 2016 EAP status, which will provide an indicator of Bella's predicted readiness to take college-level English and mathematics courses when Bella begins college.

The CAASPP overall score and achievement level for ELA and mathematics shown on the front of this report can be used to provide an early indicator of Bella's readiness for college-level coursework, as described below:

- **Standard Exceeded:** Ready for English and/or mathematics college-level coursework.
- **Standard Met:** Conditionally Ready for English and/or mathematics college-level coursework. Students earning a status of Conditionally Ready (Standard Met) can be exempt from the CSU's placement test and the Early Start Program by taking an approved senior year course and earning a grade of C or better.
- **Standard Nearly Met:** Not yet demonstrating readiness for English and/or mathematics college-level coursework.
- **Standard Not Met:** Not demonstrating readiness for English and/or mathematics college-level coursework.

Bella should visit the CSU Success Web page at <http://CSUSuccess.org/> for information and steps to take in twelfth grade to be ready for college.



Using Assessments to Help Students Learn

LOCAL ID #: 999999999  
STUDENT #: 999999999 DATE OF BIRTH: 04/01/2000  
GRADE: 10 TEST DATE: Spring 2016



FOR THE PARENT/GUARDIAN OF:  
**AUSTIN RUSSELL**  
1234 MAIN STREET  
YOUR CITY, CA 12345

SCHOOL: California High School  
LEA: California Unified

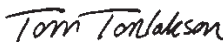
Dear Parent/Guardian of Austin Russell:

This report shows Austin's scores on the California Standards Test (CST) for science.

Next year, Austin will be taking California Assessment of Student Performance and Progress (CAASPP) tests for English language arts/literacy and mathematics. These online assessments are based on California's rigorous academic standards, which are designed to help every student graduate ready for college and a 21st-century career.

While tests such as CAASPP are just one way to measure Austin's progress, the results can help teachers and the school focus on areas in which students need more help. I encourage you to be involved in your child's learning and discuss these results with Austin's teacher(s).

Sincerely,



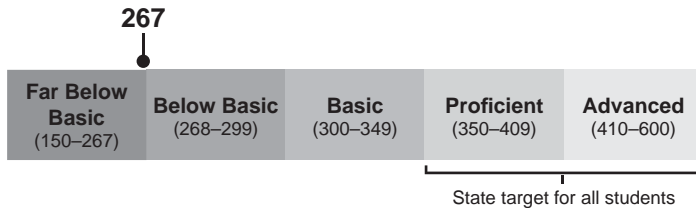
Tom Torlakson  
State Superintendent of Public Instruction



Austin's Results on the California Standards Test for Grade 10 Science

SCIENCE

Austin's score is **267** — Far Below Basic



Austin's score of 267 is in the Far Below Basic level on the California Standards Test for science.

California is transitioning to recently adopted Science Standards. To meet federal test requirements, California administered science assessments to all students in grades 5, 8, and 10; these tests are not aligned with California's new standards. As part of California's transition to these new standards, tests aligned to the new standards are under development.

Next Year: A New Kind of Test for Austin

The CAASPP tests for English language arts/literacy and mathematics that Austin will take next year in grade 11 will be more challenging than California's previously administered exams because they test students on deeper content that is needed to prepare for college and the 21st-century job market.

These new tests contain a wider variety of questions, tasks, and problems than traditional multiple-choice tests. This allows students to demonstrate analytical writing, critical thinking, and problem-solving skills along with their knowledge of facts.

Test results are one indicator of a student's academic performance; a single test can provide only limited information. Like any important measure of your child's performance, they should be viewed with other available information, such as classroom tests, assignments, and grades.

Assessments represent just one part of California's comprehensive plan for high-quality teaching and learning. California is phasing in more training for teachers, more resources for students, and more access to technology. These changes take time and effort. They are designed to help students succeed in the long run and achieve their dreams of college and a career. Find out more at your child's school or on the California Department of Education (CDE) Web site at <http://caaspp.cde.ca.gov/>.

To see scale score ranges for all grades or for complete results for schools, districts, or across the state, visit the CDE CAASPP Results Web page at <http://caaspp.cde.ca.gov/>.